



GOVERNOR'S OFFICE OF PLANNING & BUDGET

Government Reform, Innovation, & Transparency (GRIT)

Steve Gehrke
May 15, 2026



Executive Order 2025-05

Expanding Government Efficiency to Best Serve Utahns

Calls on agencies to:



CULTURE

Establish a culture that **empowers employees** to improve state government.



REPRESENTATION

Identify a representative for **EPIC** (“Efficiency & Process Improvement Collaborative”).




IDEAS

Recommend a **joint efficiency evaluation** project idea.



Improvement projects per division, office, bureau, or program:

- Cabinet monitor and report results to GOPB
- Measure impact (cost-savings, time-savings, improve services, ROI)
- Display on public GRIT dashboard



Tracking Success

Efficiency & Process Improvement Collaborative/Joint Efficiency

EPIC collaborative

- Gather for tours, guest speakers, presentations.
- Ongoing network for brainstorming and sharing.
- Remote meetings monthly, in-person quarterly.

Joint Efficiency Evaluations

- In-depth studies with LFA - validated by OLAG.
- Data collection, job shadows, interviews, apply efficiency tools.
- Create recommendations, assist in implementation.
- Publish, establish measures, and track outcomes.



Public Dashboard

Putting the 'T' in GRIT

GRIT Dashboard

This dashboard provides a high-level overview of State accomplishments through Governor Cox's Government Reform, Innovation & Transparency (GRIT) Initiative.

Total Estimated Cost Savings*
\$11.17M
Click the image for more information

Total Estimated Cost Avoidance**
\$12.22M
Click the image for more information

Total Estimated Time Savings (Hours)***
14.27K
Click the image for more information

Project Numbers

Click the numbers below for more information

Completed Internal Improvement Projects Reported to GOPB 75 Monthly Change: ↑ 6	CX Process Improvements Completed 6 Monthly Change: → 0
Consultation Projects Completed 8 Monthly Change: → 0	Joint Efficiency Evaluation Recommendations Completed 22 Monthly Change: → 0

Customer Experience Metrics

(out of 5)

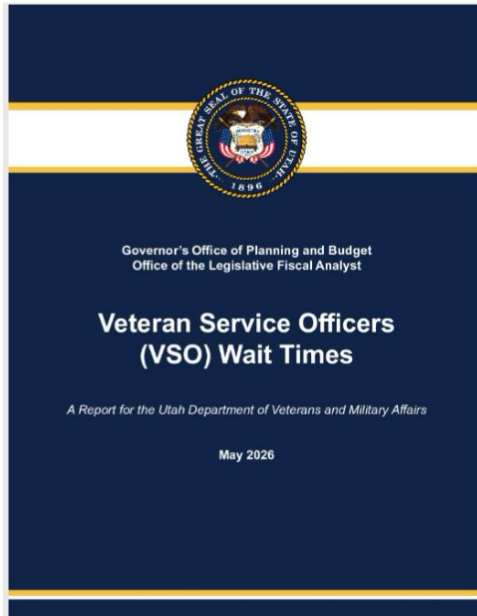
Satisfaction 4.0 Monthly Change: ↑ 0.1	Reliability 4.7 Monthly Change: ↑ 0.1
Effort 4.5 Monthly Change: → 0.0	Compassion 4.6 Monthly Change: ↑ 0.1

*Cost and Time Savings = Existing funds and labor that have been optimized or repurposed for authorized activity.
**Cost Avoidance = Services that were improved or added through innovation, using existing resources, rather than requesting additional funding (innovating with the same level of resources).
***Service Delivery Rating is part of the State's CX Initiative and is captured through customer surveys.

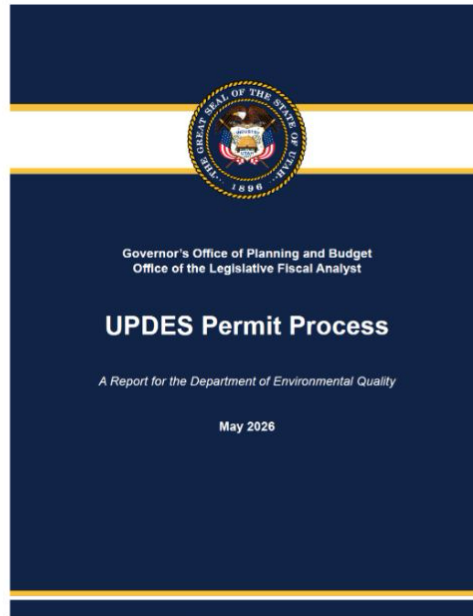


Efficiency Evaluations

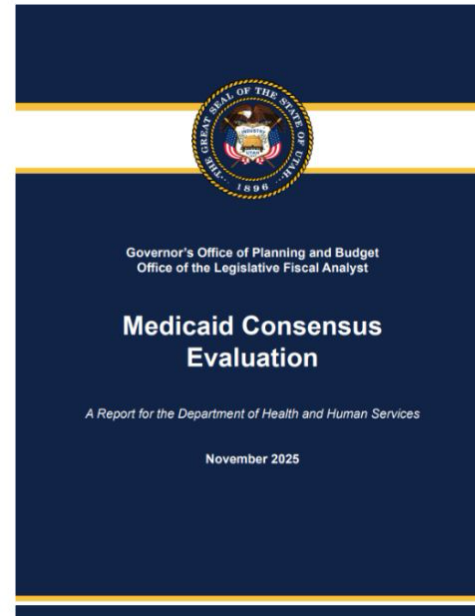
Putting the 'T' in GRIT



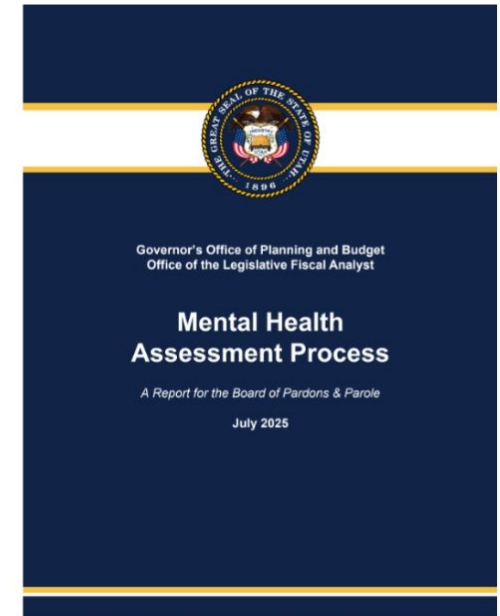
Department of Veterans and Military Affairs



Department of Environmental Quality Efficiency Evaluation



Department of Health and Human Services Efficiency Evaluation



Board of Pardons and Parole Efficiency Evaluation



Efficiency Evaluations

Putting the 'T' in GRIT

Efficiency IMPLEMENTATION DASHBOARD

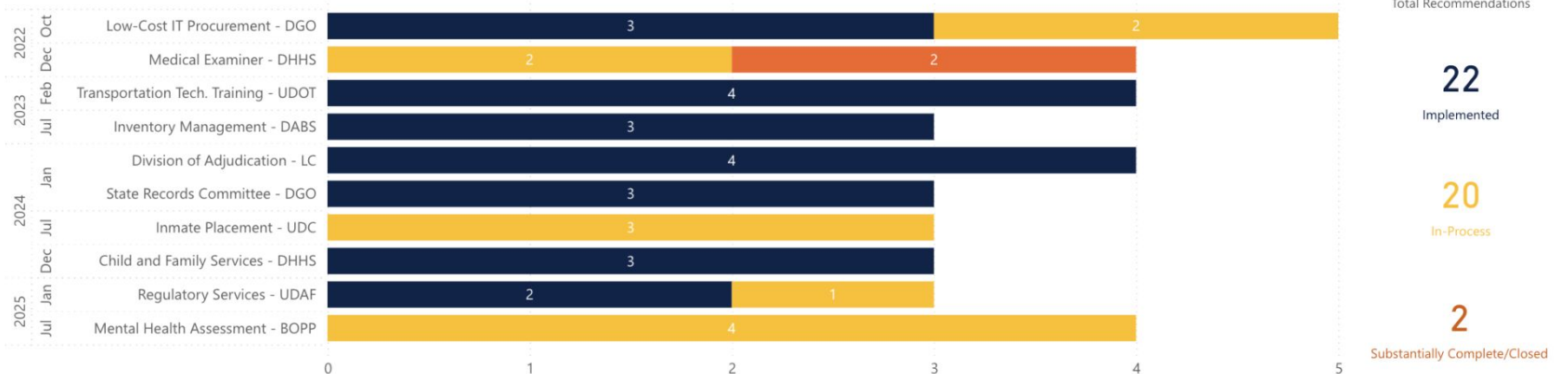


Efficiency Evaluation Recommendation Dashboard

This page summarizes the status of recommendations from efficiency evaluations conducted by the Governor's Office of Planning and Budget (GOPB) and Legislative Fiscal Analysts (LFA).

Implementation Status by Agency

● Implemented ● In-Process ● Substantially Complete/Closed





Project Examples

Improving Government

Health & Human Services

- On-site dialysis for prison inmates
- Improving DCFS intake & training

Infrastructure & Resources

- Fuel tank storage painting projects
- State fuel network gasoline savings
- UDOT: New fence repair system

Efficiency & Compliance

- Cutting redundant web services
- UDAF/DOPL administrative restructures
- Streamlined DEQ wastewater permits

Public Safety

- Efficient psych evals for prison release
- Diversion programs for incarcerated mothers

Veteran Affairs

- Rapid turnarounds for DVMA appointments



Efficiency Concepts

Mindsets and Methodologies to Improve Government

Front-load services

Anticipate needs and resolve potential issues at the earliest stage.

Example: DVMA

Prevent rework

Do it right the first time to eliminate wasted effort and resources.

Example: DCFS

Right-size services

Match service delivery precisely to actual client demand.

Example: BOPP/DHHS/UDC

Staff empowering

Provide training and clear decision trees to enable effective action.

Example: DCFS

Client-centric

Bring services directly to the client and maintain transparent communication.

Example: UDC/DHHS, DEQ

Resource stewardship

Evaluate existing assets before requesting additional funding.

Example: Fuel storage, DOPL, UDAF

Lean operations

Limit redundant services to streamline agency functions.

Example: CCE

Innovation culture

Foster an environment that prioritizes and rewards new ways of thinking.

Example: [UDOT](#)



First Year Wins

GRIT Outcomes



\$11.7 Million
in cost savings



\$12.2 Million
in cost avoidance



14,300
hours saved



100+
projects completed



Establishing a Culture of Improvement

Encouraging and incentivizing continuous improvement



April 2026

EPIC/GRIT Awards with Lt. Gov. Henderson



November 2025

EPIC/GRIT Awards with Gov. Cox



GOVERNOR'S OFFICE OF PLANNING & BUDGET

