

APRIL 2026

THE BEEHIVE FAMILY

The Tax Burden of the Bob and Brooke Beehive Family

Tax Year 2025



A report by the
Utah Taxpayers Association



INTRODUCTION

The Bob and Brooke Beehive Family is a fictional family of five designed to help illustrate the annual tax burden of a "typical" Utah family.

This typical family has been created using data from the U.S. Census Bureau, Bureau of Labor Statistics, and several publications by the Utah State Tax Commission.

Income and spending patterns have been taken from both locally and nationally collected data from years 2024 and 2025.

Notable policy differences and family changes from the 2025 Beehive Report include:

- The state income tax rate decreased from 4.55% to 4.50%
- Both Bob and Brooke got substantial raises, about 25% for their household
- The Beehive family's home value dropped slightly this year, by \$58,122
- As consumer prices have continued to rise, the Beehive family's household expenses climbed, resulting in substantially higher sales taxes paid
- The family got a new pet dog

All calculations were done by the Utah Taxpayers Association. Data sources and assumptions are provided on the final page of this report for each tax type.



BEEHIVE FAMILY PROFILE









THE 2025 TAX BURDEN OF THE BOB AND BROOKE BEEHIVE FAMILY

The Bob and Brooke Beehive family is comprised of two working parents and three children.

The family owns a home and lives in Salt Lake City, Utah. Bob is an advertising agent at a local company and was recently promoted to Senior Account Manager, earning \$80,891 in 2025. Brooke works part time as a real estate agent and earned \$42,825 after expenses in 2025.

The Beehive Family's **total income in 2025 was \$123,716** - about 129% of the Utah median household income in 2024 dollars (\$95,166). We use 129% because families with children and homeowners typically have higher income than the overall median household, so this better represents a typical middle-class Utah family.

Based on these income figures, as well as national and local expenditure patterns as published in the Bureau of Labor Statistics' Consumer Expenditure Survey, the Beehive Family paid the following taxes:

	Social Security and Medicare Tax	\$12,239
	Payroll/Employment Tax (employer portion)	\$6,800
	State Income Tax	\$3,851
	Property Tax	\$3,684
	Sales Tax	\$3,455
	Federal Income Tax	\$3,263
	Auto Taxes (fuel and registration fees)	\$843
	Excise Taxes (cigarettes and alcohol)	\$347
Total Tax Burden		\$34,482

TOTAL TAX BURDEN

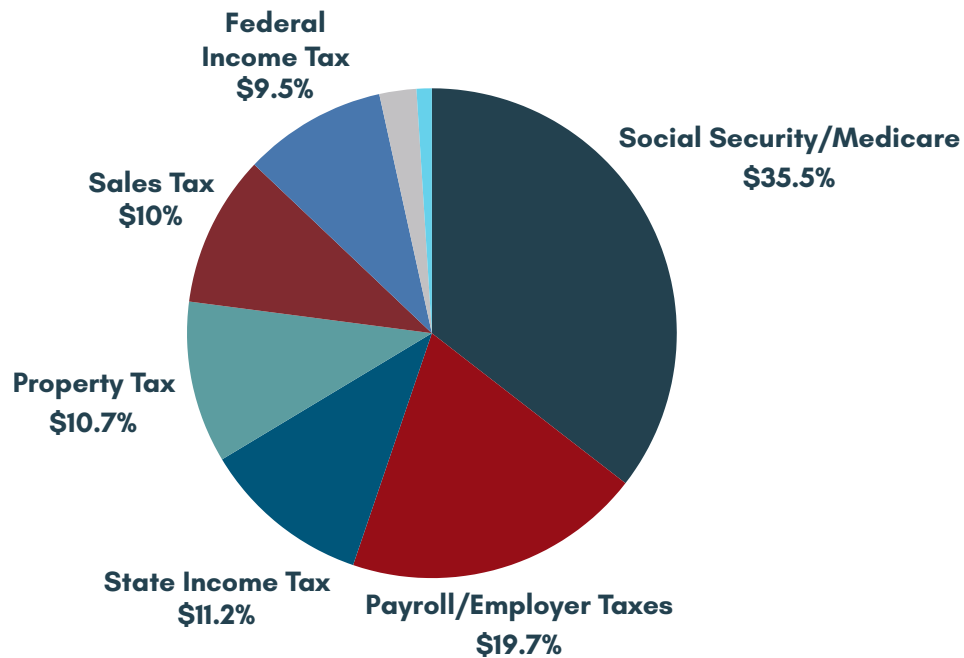
\$34,482

28% of Household Income

When Bob and Brooke added up all the taxes paid in 2025, they found that their **total direct tax bill came to \$27,681.89, or 22% of their household income.**

Bob’s employer also paid taxes, which affects the Beehives. The indirect taxes **paid by Bob’s employer was \$6,800.06, or 5.5% of their income.**

Adding household and employer taxes, the Beehive Family’s **total tax bill amounts to \$34,481.95** or \$2,873.50 per month.



Total Taxes Paid in 2025	Amount	Proportion
Social Security/Medicare	\$12,239	35.5%
Payroll/Employer Taxes	\$6,800	19.7%
State Income Tax	\$3,851	11.2%
Property Tax	\$3,684	10.7%
Sales Tax	\$3,455	10.0%
Federal Income Tax	\$3,263	9.5%
Auto Tax	\$843	2.4%
Excise Taxes	\$347	1.0%
Total Taxes	\$34,482	100%

Overall, **28%** of the Beehive Family’s income goes to federal, state and local taxes each year. This amounts to nearly **2½ hours of each workday** just to pay taxes.



FEDERAL INCOME TAX

\$3,263
10% of total taxes



For the Beehive family, the federal income tax represents one of the smaller components of their total tax burden, easily surpassed by state income and sales taxes.

Bob and Brooke filed as “Married, Filing Jointly” and took the Standard Deduction. They also reduced their taxable income through qualifying HSA and 401(k) contributions. Their taxable income in 2025 was \$82,190.

They also received the Child Tax Credit three times, reducing significantly their federal income tax owed.

Their income puts them in the 12% tax bracket for 2025, but after credits and deductions, the family’s **effective federal tax rate** (applied to *gross household income*) was **2.64%** in 2025.

Deductions	2025 Tax Paid
Gross Income	\$123,716
Standard Deduction	-\$31,500
401(k) and HSA Contributions	-\$7,000
Self-Employment Tax Deduction	-\$3,025
Taxable Income	\$82,190
Taxes Before Credits	\$9,863
Child Tax Credit	-\$6,600
Total Federal Income Tax	\$3,263



STATE INCOME TAX

\$3,851

11% of total taxes



Utah’s state income tax rate in 2025 was a flat 4.5%.

While the state income tax rate is significantly lower than the federal income tax, the Beehive Family pays more state income tax than federal income tax due to federal child tax credits. This makes the effective state income tax rate higher than their federal effective rate.

Utah’s income tax system relies on a single, income-based taxpayer tax credit in place of personal exemptions and deductions, with the credit amount decreasing as household income rises.

After credits and deductions, the family’s **effective state tax rate** (applied to gross household income) was **3.11% in 2025**.

Deductions	2025 Tax Paid
Federal AGI (Adjusted Gross Income)	\$113,690
Gross Utah Income Tax (4.5%)	\$5,116
Taxpayer Tax Credit	-\$1,266
Total State Income Tax	\$3,851



STATE SALES TAX

\$3,455
10% of total taxes



The Beehive Family spent \$41,887 on purchases subject to state and local sales taxes in 2025. Sales tax for purchases made in Salt Lake City is comprised of 4.85% for the state, plus various local option taxes implemented by the city or county for a total of **8.45%**.

Utah has a reduced sales tax on unprepared food of 3%. Food purchased at restaurants is subject to an additional 1% sales tax.

The wireless services tax rate of 31.49% is made up of several state, local, and federal taxes. Utah currently ranks 8th highest in the nation for its wireless services tax rate.

Utilities (gas, electricity, telephone, and cable) are also subject to a city-imposed utility franchise tax of 6.0%.

The Beehive family paid transient room taxes for their 2-night hotel stay in St. George for spring break.

Item	Annual Expenditure	2025 Tax Rate	2025 Tax Paid
Wireless services	\$2,232	31.49%	\$702.95
Prepared food	\$5,578	8.45%	\$471.31
Restaurant Sales Tax	\$5,578	1.00%	\$55.78
Entertainment & recreation	\$4,016	8.45%	\$339.37
Personal, household and school supplies	\$3,897	8.45%	\$329.26
Apparel	\$3,439	8.45%	\$290.57
Grocery food	\$9,650	3.00%	\$289.49
Utilities	\$4,782	6.00%	\$286.90
Home repairs & maintenance	\$2,455	8.45%	\$207.44
Transportation (transit & parking, repairs & maintenance)	\$2,164	8.45%	\$182.86
Holidays & gifts	\$2,100	8.45%	\$177.45
Electronics	\$1,050	8.45%	\$88.73
Spring Break hotel	\$525	6.32%	\$33.18
Total	\$41,887	---	\$3,455.28



PROPERTY TAX

\$3,684
11% of total taxes



One of the direct taxes paid by the Beehive Family is the property tax. The tax is based on a taxable value of 55% of the assessed market value for their residential property.

The Beehive Family home's market value in 2025 was \$724,927, which is 129% of the single family home median in Salt Lake City.

In 2024, the city, mosquito abatement district, and Central Utah Water Conservancy district all went through a Truth in Taxation hearing to raise their rates for 2025.

Across all entities, the Beehive Family faced a **combined property tax rate of .009240**.

The distribution of property tax is displayed in the table to the left; however, it is not typical of most Utah families since statewide, 59% of all property taxes paid go to school districts. **Salt Lake City and County both have particularly high property tax rates.**

Market Value	\$724,927
Residential Exemption	45%
Taxable Value	\$398,710

Entity	% of total	2025 Tax Paid
School District	41%	\$1,502
City	34%	\$1,268
County	14%	\$500
Special Districts	11%	\$415
Total Property Tax	100%	\$3,684



Both Bob and Brooke Beehive own cars and drive for their commutes. Bob drove 13,915 miles in his 2019 Subaru Impreza which gets 27 MPG. Brooke drove 18,582 miles in her 2023 Hyundai Kona Electric, which gets 27 kWh per 100 miles.

Bob was subject to the **gas tax**, which he paid at a rate of **\$0.569 per gallon**.

Brooke did not pay any gas tax, but she did pay Utah's 12.5% electric vehicle charging excise tax when charging her vehicle at commercial charging stations. She also enrolled in the Road Usage Charge program which charged her 1.11 cents per mile driven up to a cap of \$143.25 in lieu of a registration fee.

Both Bob and Brooke paid various mandatory fees to mitigate the impact of their road usage.

Brooke had to renew her driver's license in 2025 which added a \$52 fee to their typical auto costs.

AUTO TAXES

\$843

2% of total taxes



Tax	2025 Tax Paid
Gasoline Tax	\$293.25
Uniform Age Based Fee	\$190.00
Road Usage Charge (RUC)	\$143.25
EV Charging Tax	\$60.33
Registration Fee	\$56.75
Driver's license renewal	\$52.00
Corridor Fee	\$20.00
HB301 fee (A new registration surcharge created in 2023 to help offset declining gas-tax revenue)	\$14.50
Air Pollution Control	\$6.00
Driver's Education Fee	\$5.00
Uninsured Motorist Identification Fee	\$2.00
Total Auto Taxes 2025	\$843.08



SOCIAL SECURITY/ MEDICARE TAXES

\$12,239
36% of total taxes



Almost everyone who works must contribute to Social Security and Medicare funds. The amounts pulled from Bob's and Brooke's earnings continue to rise over the years.

In 2025, the Beehive Family's salaries were subject to a 7.65% FICA tax for Social Security and Medicare. Bob paid \$6,188 in Social Security and Medicare taxes, while his employer is required to pay the other 7.65% (for a total of 15.3%) directly to the federal government in what is commonly referred to as Payroll Tax (detailed on the following page).

Since Brooke is self-employed, she must pay the entire 15.3% tax directly, which is commonly referred to as the Self Employment Tax. Brooke paid \$6,051 in 2025 as a self-employed worker.

The Beehive Family paid more Social Security and Medicare taxes in 2025 than any other tax.

Taxpayer	2025 Tax Paid
Bob (employee portion only)	\$6,188
Brooke (employee and employer portion both)	\$6,051
Total Social Security & Medicare Tax	\$12,239

While Brooke pays the full 15.3% self-employment tax, she may deduct half of that amount from her taxable income when calculating federal income tax.



EXCISE TAXES

\$347
1% of total taxes



Utah does not rely on traditional excise taxes for wine and liquor. Instead, the state operates liquor stores and applies a mandatory markup to alcohol before it is sold. This is a **hidden tax** built into the retail price rather than listed separately.

Wine and liquor have a markup of 88.5% (on landed case cost) while heavy beer sold through state stores has a markup of 66.5%. These end up being about 47% and 40% markup respectively on the shelf price. In addition, alcohol is also subject to federal excise taxes and sales taxes. Because they are embedded in the retail price, alcohol taxes are often less visible to consumers than other taxes.

Bob is a moderate tobacco user and the family spent about the national average annual expenditure for alcohol (\$450). The Beehive Family paid a total of **\$346.99** in alcohol and cigarette taxes in 2025.

Product	Beehive Family Consumption	State Excise	Federal Excise	State Markup Estimate	2025 Tax Paid
Beer	35 cans (4.38 gal)	\$0.44 / gal	\$0.58 / gal	\$1.50 / can	\$56.88
Wine	16 bottles (3.17 gal)	--	\$1.07 / gal	\$7.04 / bottle	\$115.99
Spirits	5 bottles (.99 gal)	--	\$2.70 / gal	\$7.98 / bottle	\$42.02
Tobacco	49 packs	\$1.70 / pack	\$1.01 / pack		\$132.09



EMPLOYMENT TAXES

(Paid by Employer)
\$6,800
 20% of total taxes



Bob paid \$6,188 in **Social Security and Medicare taxes**. His employer is required to pay an equal amount (another 7.65%) directly to the federal government, bringing the total payroll tax on his wages to 15.3%.

Unemployment Compensation Insurance is paid by employers to cover employees in the event they lose their jobs. The average estimated rate in 2025 for Bob Beehive's employer was 1% plus the FUTA (Federal Unemployment Tax Act) tax of \$42.

Workers Compensation provides insurance coverage for employees who are injured on the job. The cost of coverage to the employer depends upon how hazardous the job is. Bob is taxed at .10 cents per \$100 of wages. Since Bob works in an office, his employer pays relatively low insurance premiums. Hazardous jobs can see premiums as high as \$24.80 per \$100 of payroll.

Brooke is self-employed and does not pay the tax.

Tax	2025 Tax Paid
Employer Social Security (Bob)	\$5,015
Employer Medicare (Bob)	\$1,173
State Unemployment Insurance Tax	\$489
Federal Unemployment Insurance Tax	\$42
Workers Compensation	\$81
Total Tax	\$6,800



FEES & FINES

\$644



Fees and fines are major sources of government revenue, particularly for city and county entities.

Some fees are charged to recover the cost of specific services, such as youth sports programs, while others take the form of penalties for violations like parking or speeding.

In 2025, the Beehive family paid a total of \$644 in fees and fines to Salt Lake City and Salt Lake County.

Fee	2025 Cost
Salt Lake County rec center membership for 2 adults	\$340
Parking ticket	\$30
Second parking ticket	\$45
Speeding ticket	\$150
Animal license	\$25
Rookie soccer	\$54
TOTAL	\$644

**“TAXPAYER RECEIPT”
(STATE-LEVEL TAXES ONLY -
EXCLUDES ALL LOCAL TAXES)**

\$8,470



The Utah State Legislature provides a free online tool for estimating state-level taxes, called the “Taxpayer Receipt”, available [here](#). It is a rough estimate based on household size, property value, income, and vehicles.

More than half of all state-level taxes paid by the Beehive family (62%) go to Public and Higher Education - a total of \$5,260. This includes the Statewide Basic Levy of .001379 which is collected by the School District.

Infrastructure is funded by both gas taxes and income taxes, as well as various other fees not included on the receipt. Infrastructure costs the Beehive Family \$1,000 in taxes; however, this falls far below the cost of their usage. Other state services funded by the Beehive family’s taxes to the state are collected from the state sales tax.

While a helpful tool, this doesn’t represent the many local option sales taxes, local property taxes, and other local fees that contribute the majority of most Utahns overall tax burden.



Utah State Capitol
350 State Street
Salt Lake City, UT 84103

Your Estimated Taxes Paid

Fees	\$520
Fuel Tax	
Income Tax	\$5,080
Property Tax ⁽³⁾	\$550
Sales Tax ⁽⁴⁾	\$2,320
Grand Total	\$8,470


***Your Estimated Public Purchases
(Click on an Item Below to Explore Details)***

Criminal Justice	\$410
Economic Development	\$220
Elected Officials	\$60
Environment and Natural Resources	\$460
General Government	\$40
Higher Education	\$1,340
Infrastructure	\$1,000
Local Government	\$60
Public Education	\$3,920
Social Services	\$960
Grand Total	\$8,470

- Includes all state income, sales, property, fuel taxes, and vehicle registration fees. Does not include local sales, federal fuel, or federal income taxes. Does not include fines, fees, or other taxes and charges paid to state government.
- Property tax only includes the Basic School Levy that funds the Minimum School Program. All other county, local, and education property taxes are excluded.
- State sales tax only includes the 1.75% rate on food and 4.85% rate on other purchases. Other county and local optional rates are excluded.
- All vehicles pay age-based registration fees that go into the transportation fund, which are not reflected in the above calculations. Fully electric vehicles as well as gas and plug-in hybrids pay additional registration fees in lieu of gas taxes.

“TAXPAYER RECEIPT” (STATE TAXES ONLY)

Flow of State Tax Payments To State Expenditures ²



The Taxpayer Receipt illustrates the important truth that **taxation is a function of government spending**. If government can reduce spending in each of the expenditure categories, the relevant taxes could also be reduced.

SOURCES

Property Tax

- Median list price (Salt Lake City Housing Market Overview) from [Zillow](#) as of January 31, 2026.
- [2025 certified tax rates for Salt Lake County](#).
- Assumption: The Beehive Family lives in tax area 013 - 0000

Income Tax

- Utah median household income (in 2024 dollars) from the [U.S. Census Bureau](#), data pulled 2/17/2026

Sales Tax

- Bureau of Labor Statistics, Consumer Expenditure Surveys, 2023-2024, [Table 3454](#). Consumer units of five or more people by income before taxes
- We multiplied all amounts by 5% to account for the one year lag, inflation, and higher than average cost of living in the Salt Lake valley
- Wireless service rates and rankings from the [Tax Foundation](#)
- Local and stat tax rates from the [Utah State Tax Commission](#)

Auto Tax

- Fuel tax rates from the [Utah State Tax Commission](#)
- Fees from the Department of Motor Vehicles [here](#) and [here](#)
- Electricity costs from the [U.S. Energy Information Administration](#)

Excise Tax

- Consumption & spending averages from the [Consumer Expenditure Surveys](#), U.S. Bureau of Labor Statistics, December, 2025
- Representative products and pricing chosen from the [DABS monthly price book](#) for February 2026 (wine \$14.99/bottle, spirits \$16.99/bottle, beer \$3.75/16 oz. can)
- Federal tax rates from the [Tax Foundation](#)

Payroll Tax

- Taxable wage base for state unemployment insurance tax from the [Department of Workforce Services](#)

Fees & Fines

- Salt Lake County recreation center [fees](#)
- Salt Lake County animal services [fees](#)
- Soccer league [fees](#)

