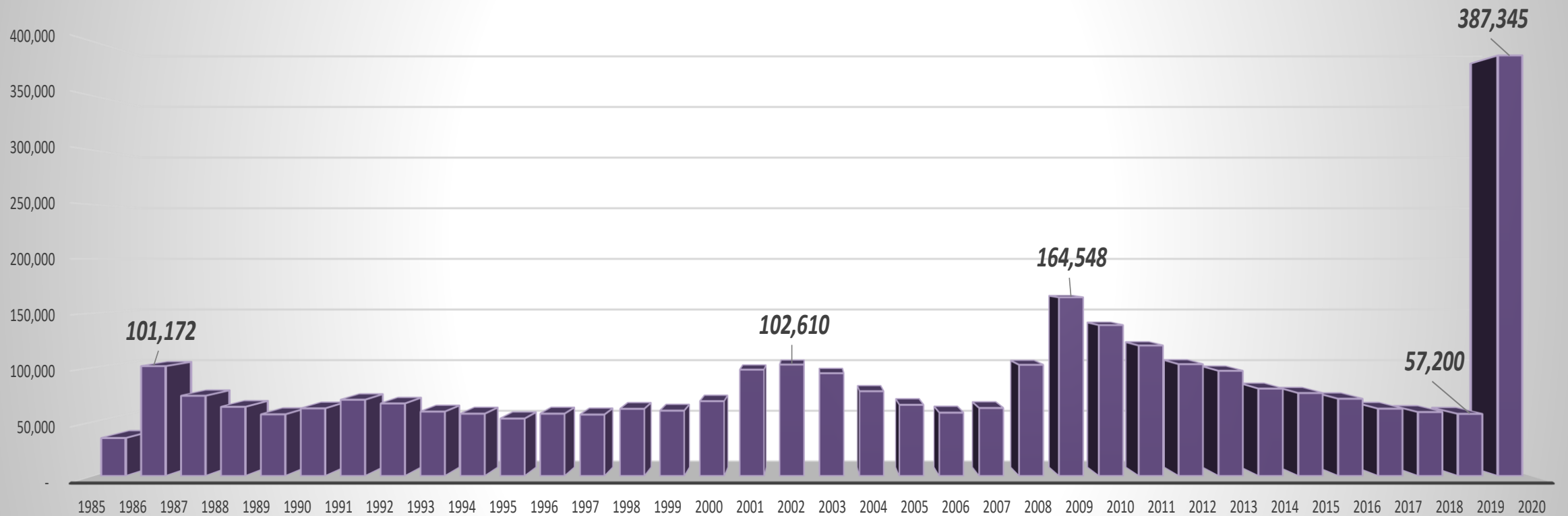




Historical Unemployment Trends

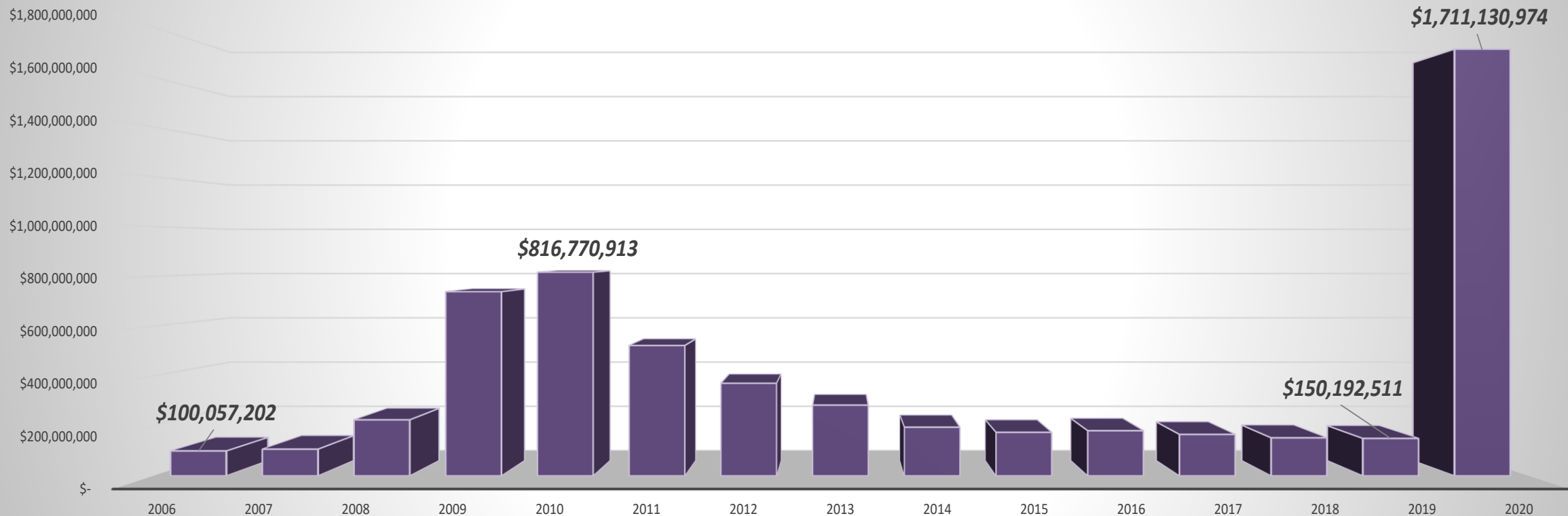
Total Initial Claims

Total Initial Claims



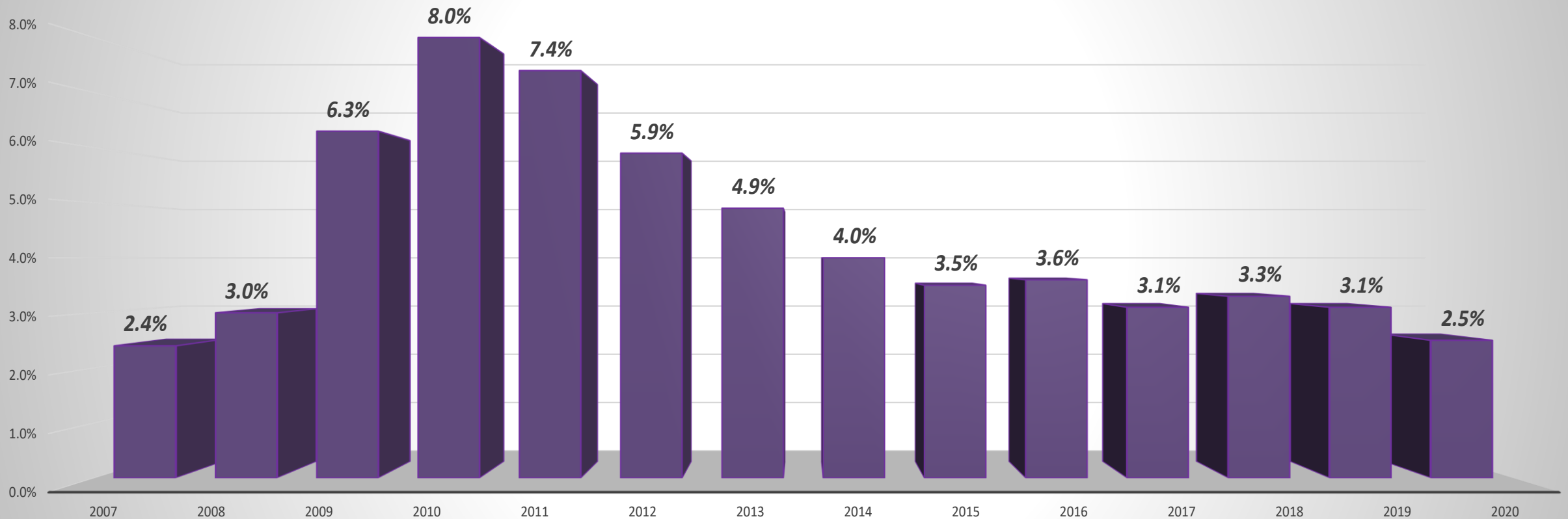
Total Benefits Issued

Total Benefits Issued



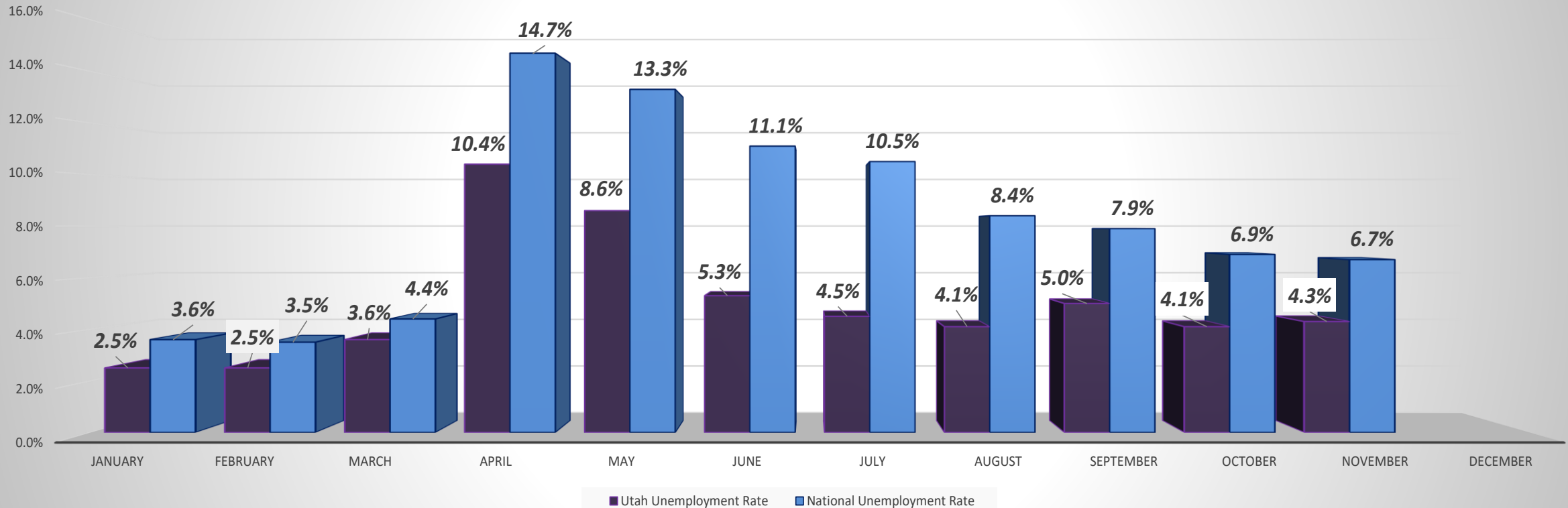
Utah Unemployment Rate (January)

Utah Unemployment Rate (January)

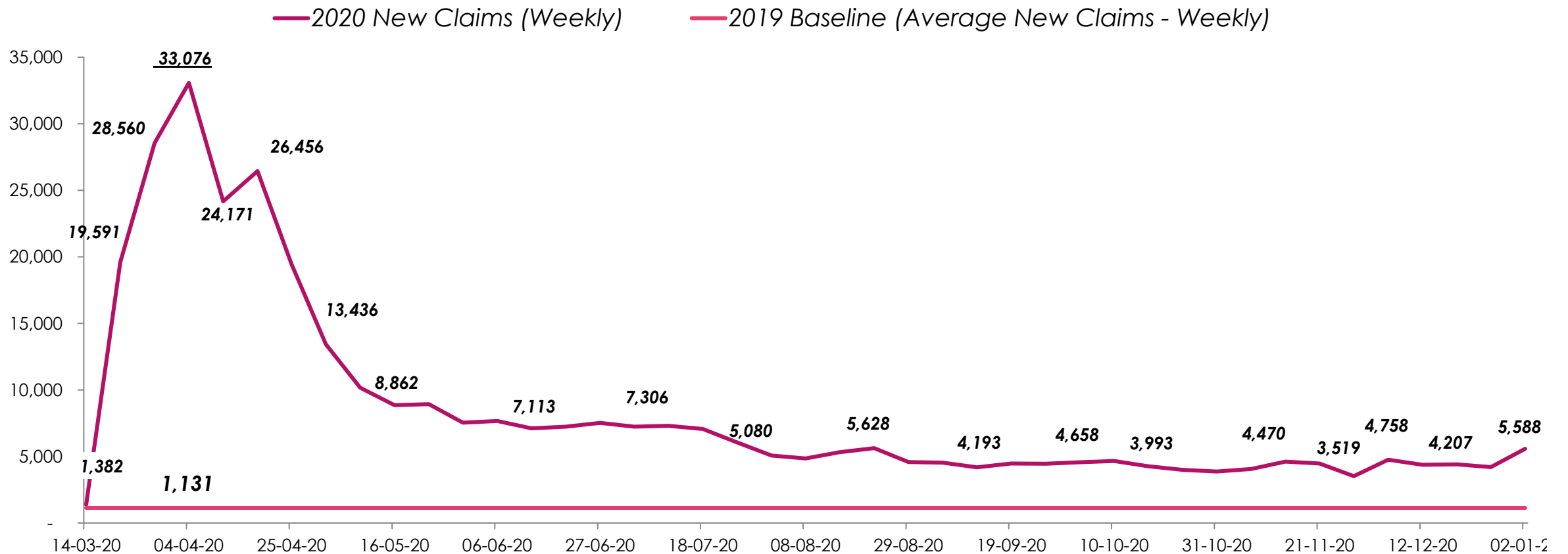


2020 Monthly Unemployment Rate

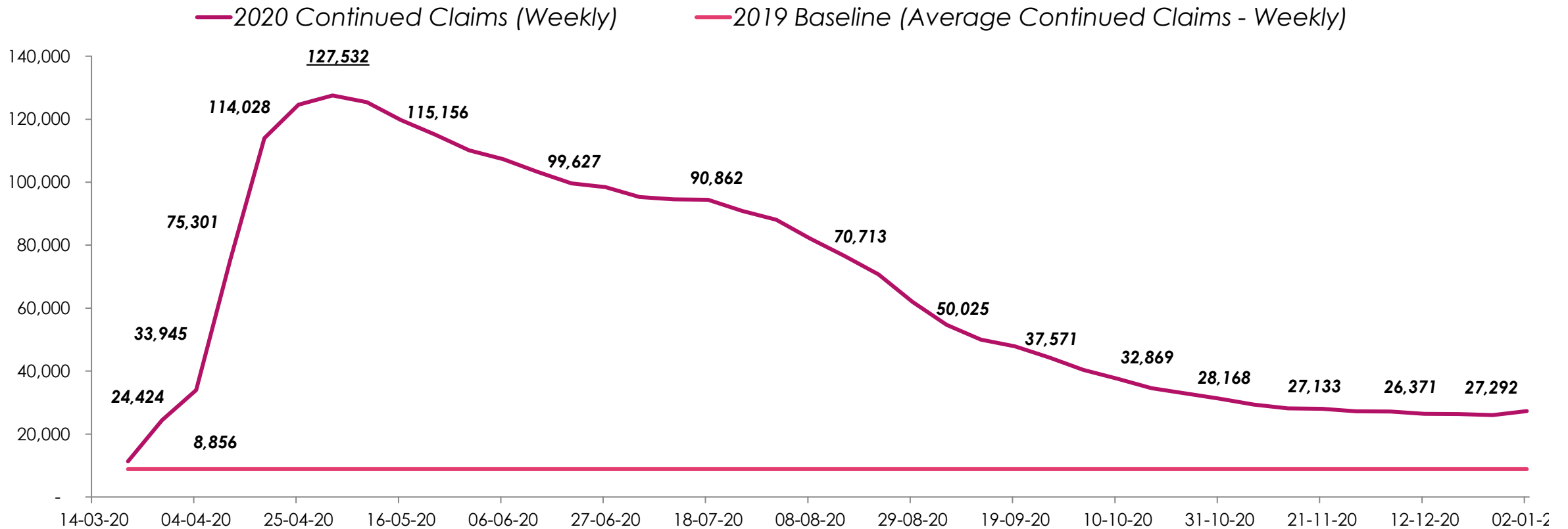
2020 Monthly Unemployment Rate



New Claims (Weekly) - 2020



Continued Claims (Weekly) - 2020



State Trust Funds

National Trust Fund Data as of November 30, 2020

- ▶ National Combined Balance as of 12/31/19 - \$75,677,292,000
- ▶ National Combined Balance as of 11/30/2020 - \$26,048,909,955 (-65.6%)

Solvency

- ▶ 21 States are Insolvent (40%) – Have borrowed \$42,369,711,543
- ▶ 26 States are < 75% Depleted (49%)
- ▶ 6 States are 50-75% Depleted (11%)
- ▶ 8 States are 25-50% Depleted (15%) – Utah is 33.3% Depleted
- ▶ 13 States are > 25% Depleted (25%) – 12 Added CARES Act Funds (\$3.8B)

SB 5007 – Unemployment Amendments

Social Cost – A minimum unemployment tax paid by all Utah contributory employers, the minimum is .001. The rate is calculated annually and is based on the socialized costs for the previous several years. SB 5007 made the following change for 2021.

- ▶ “For calendar year 2021 only, if the calculation of the social contribution rate is greater than 0.002, the social contribution rate that calendar year is 0.002.”
 - ▶ 2020 – Social Cost was .001 and Taxable Wage Base was \$36,600 = \$36.60
 - ▶ 2021 – Social Cost is .002 and Taxable Wage Base is \$38,900 = \$77.80
 - ▶ 80% of Utah Employers only pay the minimum social contribution rate

Reserve Factor – A contribution rate for experienced employers that is annually determined based on the trust fund balance being between the minimum and maximum reserve. 2020 the reserve factor was 1.00. SB 5007 made the following change for 2021.

- ▶ “For calendar year 2021 only, the division may not set the reserve factor to be more than 1.05”

Utah Unemployment Taxes

Utah Unemployment Contributions had decreased for 6 consecutive years

2013	2014	2015	2016	2017	2018	2019
\$354,137,691	\$317,910,552	\$259,529,757	\$208,359,172	\$185,250,500	\$163,746,732	\$152,573,065

Prior to the Pandemic, Utah had the 7th healthiest trust fund in the nation

- ▶ 35 States went insolvent during the Great Recession
- ▶ 21 States have already gone insolvent during the first 9 months of the Pandemic
- ▶ Utah currently has the 10th lowest unemployment tax rate in the nation